

00_1304 SPRING STREET DEMOLITION

The existing 2-1/2 story wood frame house is proposed to be demolished. The house is a Queen Anne Style house and was built in the late nineteenth century (~1880).

Though the house is a structure that belongs to an historically significant style in the United States, the house itself is non-significant, not only to the Queen Anne style, but also to the surrounding Mt. Airy Historic District. This is for two reasons. One, 1304 Spring Street has few of the key attributes that define a Queen Anne style house. And two, 1304 Spring Street lacks many of the design strategies employed in the surrounding houses of the district. Put simply, 1304 Spring Street is neither an exemplary structure of the Queen Anne style nor is it a structure that is entirely contextual.

The following documents seek to show 1304 Spring Street is not a significant structure, both within the Queen Anne style itself and within the Mt. Airy Historic District. Chart 1 compares the main features of an exemplary Queen Anne structure with the current features of 1304 Spring Street. Images follow this chart, showing what are considered by scholars' exemplary features of a Queen Anne style house, many of which 1304 Spring Street lacks. Following this chart is a comparison of idealized Queen Anne style house plans with the existing plan of 1304 Spring Street. These diagrams show Queen Anne style house plans typically* 'break the box.' In other words, the layout of a typical Queen Anne style house is not a singular geometric shape (i.e. a single square or a single rectangle); but rather, the typical Queen Anne style house layout consists of multiple Euclidean shapes (typically square or rectangle shapes, but sometimes round or polygonal shapes) that pull apart from one another. 1304 Spring Street, on the other hand, is primarily a rectangle and does not 'break the box.' This diagrammatic comparison is important as it shows, in many ways, 1304 Spring Street has the 'skin' of a Queen Anne style house, but not the 'skeleton' of a Queen Anne style house.

The remaining documents seek to show the proposed new building at 1304 Spring Street aligns more with both the Queen Anne style and the Mt. Airy Historic District simultaneously. Chart 2 compares the main features of an exemplary Queen Anne style with the proposed features of the new building at 1304 Spring Street. Though not striving to be a direct Queen Anne style house (as this would be, in some ways, anachronistic), it does strive to employ many design strategies seen in an exemplary Queen Anne style house. Images follow this chart emphasizing this. Following the chart and images is a plan comparison of the proposed new building with typical Queen Anne style house layouts. Lastly, images of houses within the Mt. Airy Historic District are provided. These are added to emphasize many proposed strategies for the new building at 1304 Spring Street allow it to closely align with the surrounding context.

*It is acknowledged variations do exist within the Queen Anne style. 'Typical' features of the style are used as a datum to demonstrate 1304 Spring Street's lack of 'typical' features pushes the building out of 'variation' to something more akin to an abstraction of the Queen Anne style



















00_1304 SPRING STREET DEMOLITION

Supporting Documents

- 01** CHART 1: TYPICAL QUEEN ANNE STYLE HOUSE & EXISTING 1304 SPRING STREET COMPARISON CHART
- 02** TYPICAL QUEEN ANNE STYLE HOUSE & EXISTING 1304 SPRING STREET COMPARISON IMAGES
- 03** TYPICAL QUEEN ANNE STYLE HOUSE PLANS & EXISTING 1304 SPRING STREET PLAN COMPARISON DIAGRAMS
- 04** CHART 2: TYPICAL QUEEN ANNE STYLE HOUSE & PROPOSED 1304 SPRING STREET COMPARISON CHART
- 05** TYPICAL QUEEN ANNE STYLE HOUSE & PROPOSED 1304 SPRING STREET COMPARISON IMAGES
- 06** TYPICAL QUEEN ANNE STYLE HOUSE PLANS & PROPOSED 1304 SPRING STREET PLAN COMPARISON DIAGRAMS
- 07A** STRATEGIES PROPOSED AT 1304 SPRING STREET: PATTERNED MASONRY AND/ OR DIFFERENT WALL TEXTURES
- 07B** STRATEGIES PROPOSED AT 1304 SPRING STREET: PROJECTING BAY WINDOWS
- 07C** STRATEGIES PROPOSED AT 1304 SPRING STREET: ENTRY ON PRINCIPAL AXIS + SYMMETRY (OR NEAR-SYMMETRY)

01_TYPICAL QUEEN ANNE STYLE HOUSE & EXISTING 1304 SPRING STREET COMPARISON CHART

CHART 1

	EXEMPLARY QUEEN ANNE HOUSE	1304 SPRING STREET	
CHARACTERISTICS*			NOTES
1. ABUNDANCE OF DECORATIVE ELEMENTS			
2. STEEPLY PITCHED ROOF			
3. CROSS GABLES			ONE CROSS GABLE, EAST ELEV. ONLY
4. ASYMMETRICAL FACADE			
5. LARGE OR FULL WIDTH PORCH			
6. ROUND OR POLYGONAL CORNER TOWER			
7. DECORATIVE SPINDLEWORK ON PORCHES			VERY MINIMAL DECORATIVE TRIM
8. PROJECTING BAY WINDOWS			SMALL PROJECTING BAY ON EAST FACADE
9. PATTERNED MASONRY OF TEXTURED WALLS			
10. COLUMNS OR TURNED POST PORCH SUPPORTS			
11. PATTERNED SHINGLES			SMALL AREA AT TOP HALF OF FRONT (SOUTH) FACADE ONLY
12. HOUSE PLAN - 'BREAKS THE BOX' + ASYMMETRICAL			

* CHARACTERISTICS 1-11 ARE DERIVED FROM THE PENNSYLVANIA HISTORICAL & MUSEUM COMMISSION'S "PENNSYLVANIA ARCHITECTURAL FIELD GUIDE, QUEEN ANNE STYLE 1880-1910," 'IDENTIFIABLE FEATURES.' MOST OF THESE SAME CHARACTERISTICS CAN BE FOUND ON THE PENNSYLVANIA STATE HISTORIC PRESERVATION OFFICE'S (SHPO) "HAIL TO THE QUEEN" ARTICLE BY PAMELA REILLY (DECEMBER 8, 2021). CHARACTERISTIC 12 IS DERIVED FROM THE NATIONAL PARK SERVICE'S ARTICLE "QUEEN ANNE STYLE 1880s-1910."

02_TYPICAL QUEEN ANNE STYLE HOUSE & EXISTING 1304 SPRING STREET COMPARISON IMAGES

EXEMPLARY QUEEN ANNE*



1. A.W. BUCK HOUSE, EBENSBURG, CAMBRIA COUNTY, PA, 1889



2. ROUCHE HOUSE, MEADVILLE, CRAWFORD COUNTY, PA, 1899



3. GONDER MANSION, STRASBURG, LANCASTER COUNTY, PA, 1905



4. WILSON KISTLER HOUSE, LOCK HAVEN, CLINTON COUNTY, PA, 1887

1304 SPRING STREET

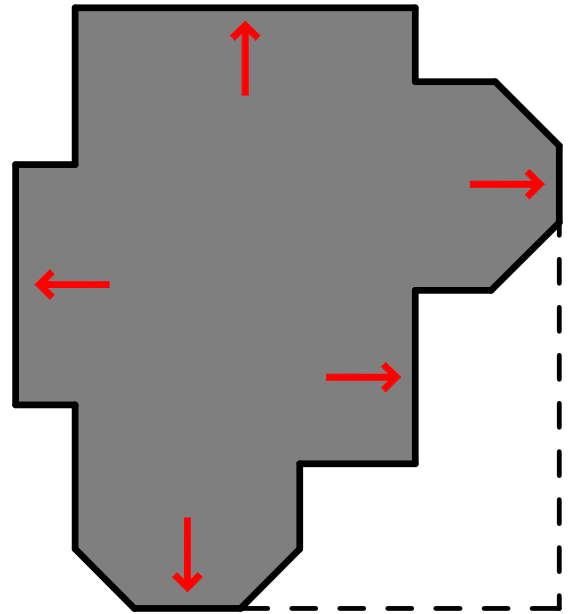
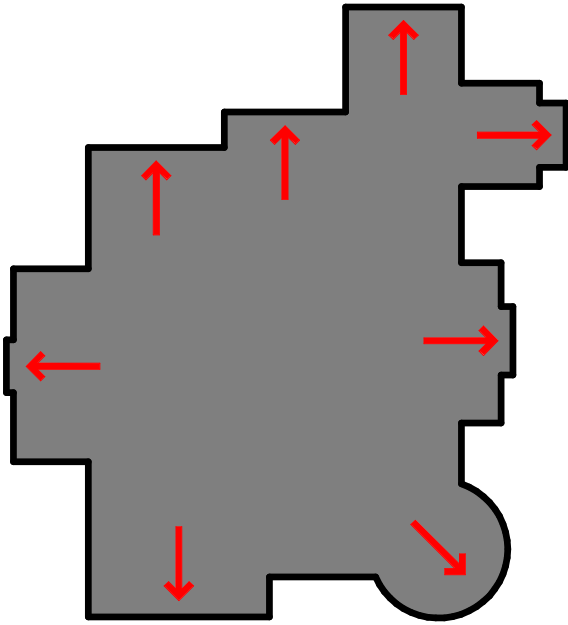


5. 1304 SPRING STREET, FRONT FACADE (SOUTH FACING), ~1880s

* IMAGES 1 AND 2 ARE FROM THE PENNSYLVANIA HISTORICAL & MUSEUM COMMISSION'S "PENNSYLVANIA ARCHITECTURAL FIELD GUIDE, QUEEN ANNE STYLE 1880-1910," 'IDENTIFIABLE FEATURES.' IMAGES 3 AND 4 ARE FROM PENNSYLVANIA STATE HISTORIC PRESERVATION OFFICE'S (SHPO) "HAIL TO THE QUEEN" ARTICLE BY PAMELA REILLY (DECEMBER 8, 2021).


03_TYPICAL QUEEN ANNE STYLE HOUSE & EXISTING 1304 SPRING STREET PLAN COMPARISON DIAGRAMS

EXEMPLARY QUEEN ANNE



'BREAKING THE BOX'























1304 SPRING STREET



BOX-LIKE

04_TYPICAL QUEEN ANNE STYLE HOUSE & PROPOSED 1304 SPRING STREET COMPARISON CHART

CHART 2


	EXEMPLARY QUEEN ANNE HOUSE	1304 SPRING STREET	
CHARACTERISTICS*			NOTES
1. ABUNDANCE OF DECORATIVE ELEMENTS			
2. STEEPLY PITCHED ROOF			
3. CROSS GABLES			MULTIPLE GABLES
4. ASYMMETRICAL FACADE			
5. LARGE OR FULL WIDTH PORCH			PORCH IS MAIN CENTRAL ELEMENT
6. ROUND OR POLYGONAL CORNER TOWER			LARGE TOWER IN CENTER
7. DECORATIVE SPINDLEWORK ON PORCHES			
8. PROJECTING BAY WINDOWS			
9. PATTERNED MASONRY OF TEXTURED WALLS			
10. COLUMNS OR TURNED POST PORCH SUPPORTS			
11. PATTERNED SHINGLES			
12. HOUSE PLAN - 'BREAKS THE BOX' + ASYMMETRICAL			BREAKS THE BOX (THOUGH SYMMETRICAL)

* CHARACTERISTICS 1-11 ARE DERIVED FROM THE PENNSYLVANIA HISTORICAL & MUSEUM COMMISSION'S "PENNSYLVANIA ARCHITECTURAL FIELD GUIDE, QUEEN ANNE STYLE 1880-1910," 'IDENTIFIABLE FEATURES.' MOST OF THESE SAME CHARACTERISTICS CAN BE FOUND ON THE PENNSYLVANIA STATE HISTORIC PRESERVATION OFFICE'S (SHPO) "HAIL TO THE QUEEN" ARTICLE BY PAMELA REILLY (DECEMBER 8, 2021). CHARACTERISTIC 12 IS DERIVED FROM THE NATIONAL PARK SERVICE'S ARTICLE "QUEEN ANNE STYLE 1880s-1910."

05_TYPICAL QUEEN ANNE STYLE HOUSE & PROPOSED 1304 SPRING STREET COMPARISON IMAGES



1. PROPOSED 1304 SPRING STREET, FRONT FACADE (SOUTH FACING)



TOWER ELEMENT



DECORATIVE SPINDLEWORK



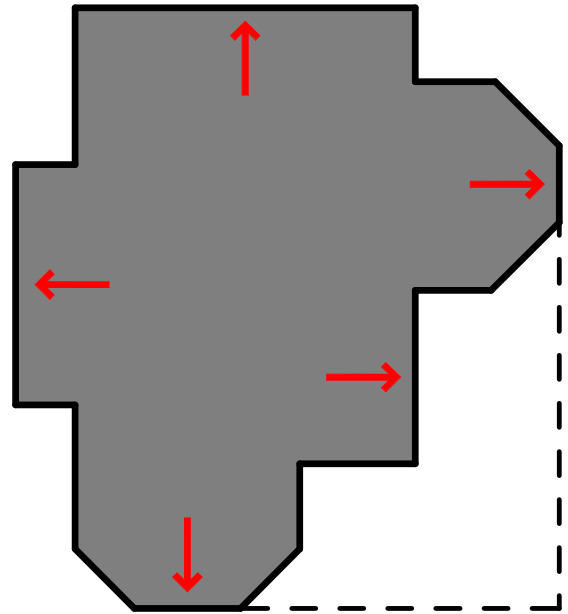
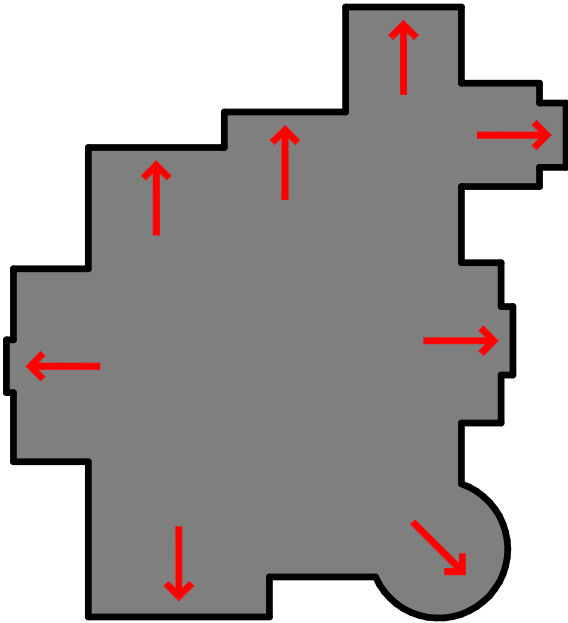
PROJECTING BAY WINDOWS



PATTERN MASONRY AT BASE

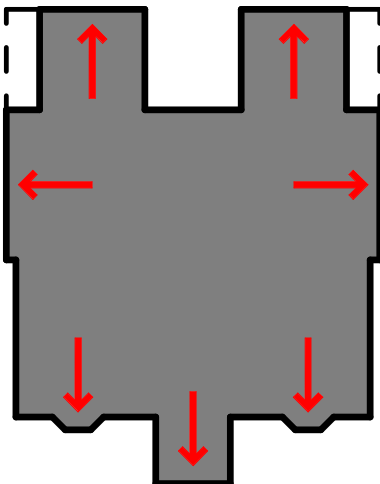
06_TYPICAL QUEEN ANNE STYLE HOUSE & PROPOSED 1304 SPRING STREET PLAN COMPARISON DIAGRAMS

EXEMPLARY QUEEN ANNE



'BREAKING THE BOX'

1304 SPRING STREET



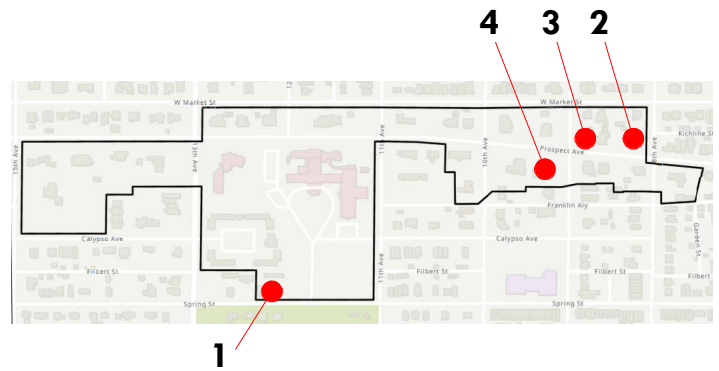
BEGINS TO 'BREAK THE BOX'

07A_STRATEGIES PROPOSED AT 1304 SPRING STREET THAT ALIGN WITH STRATEGIES IN HISTORIC DISTRICT



1. PROPOSED 1304 SPRING STREET, FRONT FACADE
(SOUTH FACING)

PATTERNED MASONRY AND/ OR DIFFERENT WALL TEXTURES



2. MULTIPLE MATERIALS: 904 PROSPECT AVENUE



3. MULTIPLE MATERIALS: 401 9TH AVENUE



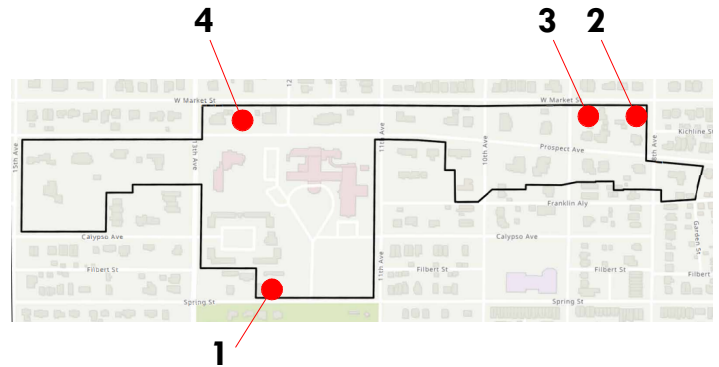
4. MULTIPLE MATERIALS: 1007 PROSPECT AVENUE

07B_STRATEGIES PROPOSED AT 1304 SPRING STREET THAT ALIGN WITH STRATEGIES IN HISTORIC DISTRICT



1. PROPOSED 1304 SPRING STREET, FRONT FACADE (SOUTH FACING)

PROJECTING BAY WINDOWS



2. PROJECTING BAY WINDOWS: 905 MARKET STREET




3. PROJECTING BAY WINDOWS: 924 MARKET STREET



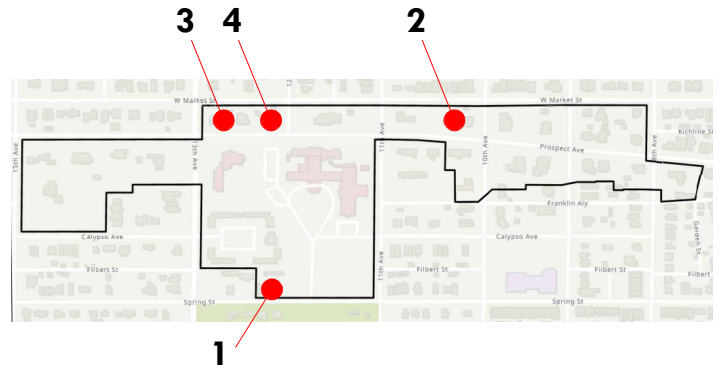
4. PROJECTING BAY WINDOWS: 1318 PROSPECT AVENUE

07C_STRATEGIES PROPOSED AT 1304 SPRING STREET THAT ALIGN WITH STRATEGIES IN HISTORIC DISTRICT



1. PROPOSED 1304 SPRING STREET, FRONT FACADE
(SOUTH FACING)

ENTRY ON PRINCIPAL AXIS + SYMMETRY (OR NEAR-SYMMETRY)



2. ENTRY ON PRINCIPLE AXIS + NEAR SYMMETRY: 1112 PROSPECT AVENUE



3. ENTRY ON PRINCIPLE AXIS + NEAR SYMMETRY: 1324 PROSPECT AVENUE



4. ENTRY ON PRINCIPLE AXIS + NEAR SYMMETRY: 1306 PROSPECT AVENUE