

APPLICATION FOR CERTIFICATE OF APPROPRIATENESS (COA)

Building address 443 Center Street  
Owner of building Andrew + Carlisle Krakowski Phone [REDACTED]  
Owner's email & mailing address [REDACTED] 443 Center St, Bethlehem PA 18015  
Applicant Same as above Phone: \_\_\_\_\_  
Applicant's email & mailing address Same as above  
Street and Number City State Zip Code

**APPLICANT MUST ATTEND MEETING FOR CASE TO BE HEARD.**

**USE THE CHECKLIST ON THE BACK OF THIS APPLICATION TO ENSURE YOUR SUBMISSION IS COMPLETE.**

*Application form, photographs, and drawings must be submitted (see attached for deadline) prior to the regular scheduled meeting in order to be placed on the agenda for the next meeting.*

1. **PHOTOGRAPHS** - Photographs of your building and neighboring buildings **must accompany** your application.

2. **TYPE OF WORK PROPOSED** - Check all that apply. Please bring any samples or manufactures specifications for products you will use in this project.

- |  |  |
|--|--|
| <input type="checkbox"/> Trim and decorative woodwork                      | <input type="checkbox"/> Skylights                 |
| <input type="checkbox"/> Siding and Masonry                                | <input type="checkbox"/> Metal work                |
| <input type="checkbox"/> Roofing, gutter and downspout                     | <input checked="" type="checkbox"/> Light fixtures |
| <input type="checkbox"/> Windows, doors, and associated hardware           | <input type="checkbox"/> Signs                     |
| <input type="checkbox"/> Storm windows and storm doors                     | <input type="checkbox"/> Demolition                |
| <input type="checkbox"/> Shutters and associated hardware                  | <input type="checkbox"/> Other _____               |
| <input checked="" type="checkbox"/> Paint (Submit color chips - HARB only) |  |

3. **DRAWINGS OF PROPOSED WORK** - Required drawings **must accompany** your application. Please submit **ONE ORIGINAL AND TEN (10) COPIES OF DRAWINGS, PHOTOGRAPHS, APPLICATION FORM, AND ANY SPECIFICATIONS**

- ☐ Alteration, renovation, restoration (1/4 or 1/8"=1'0" scale drawings required IF walls or openings altered.)  
☐ New addition (1/4" or 1/8"=1'0" scale drawings: elevations, floor plans, site plan)  
☐ New building or structure (1/4" or 1/8"=1'0" scale drawings: elevations, floor plans, site plan)  
☐ Demolition, removal of building features or building (1/4" or 1/8"=1'0" scale drawings: elevation of remaining site and site plan)  
☐ A scale drawing, with an elevation view, is required for all sign submittals

4. **DESCRIBE PROJECT** - Describe any work checked in #2 and #3 above. Attach additional sheets as needed.

Painting trim of home - Primary woodwork color to be Sherwin-Williams White Duck (SW7010), accent/detail color for carved portions of woodwork to be Sherwin-Williams Naval (SW6244)  
Also seeking approval of installation of "The Victorian" gas lamp posts inside yard on either side of front sidewalk.

5. **APPLICANT'S SIGNATURE** Colleen Keri / ACK **DATE:** 7/13/22

**OWNER'S SIGNATURE** Colleen Keri / ACK **DATE:** 7/13/22





443 Center Street Before



443 Center Street After





Wall Street Side of home previous paint



Wall Street Side of home new paint





77 E Market (House directly to North)



425 Center Street (House directly to south)





438 + 446 Center Street  
houses across street



424 Center - Caddy corner across street




ESTATE

# The Victorian

Item 4200

A cottage version of the Boulevard, our Victorian Lamp recalls the European heritage of gas street lighting but with the straightforward, distinctive strength of American design. Standing 35 inches tall, the Victorian lamp offers transition between full-sized estate lamps and smaller residential-sized lamps and is ideal for historic restoration.



Wall Mount

in "timeless  
black"  
finish




Pier Mount

As shown with Spun Aluminum Ventilator and Milk Glass Dome

← milk glass

post mount  
↓

# The Victorian




35"

16.5"



39.5"

16.5"



42"

20.5"

## Product Overview:

- Sand cast aluminum
- Certified valve
- Globe available in clear glass, milk glass or polycarbonate
- Top dome available in milk glass or spun aluminum; spun aluminum dome is available natural or in any of our powder finishes
- Ventilator available in natural spun aluminum or powder finished aluminum

## Installation Options:

- Post mount fits standard 3" outside diameter post
- For wall mount, combine with our Universal Bracket
- For pier mount, combine with our Large Six-Sided Pier Mount with 3" outside diameter stud

## Illumination Options:



Mantle Gas



Open Flame Gas



GasGlow® LED\*



Candelabra Base

## Finish Options:

- Available in all finish options

*\*Additional charges may apply*



AMERICANGASLAMP.COM