

APPLICATION FOR CERTIFICATE OF APPROPRIATENESS (COA)

Building address 408 N. NEW STREET BETHLEHEM, PA 18018
 Owner of building DAVID & WENDY LITNER THOMSON Phone [REDACTED]
 Owner's email & mailing address [REDACTED] 408 N. NEW ST BETHLEHEM, PA 18018
 Applicant DAVID & WENDY LITNER THOMSON Phone: [REDACTED]
 Applicant's email & mailing address [REDACTED]

Street and Number 408 N. NEW STREET City BETHLEHEM State PA Zip Code 18018

APPLICANT MUST ATTEND MEETING FOR CASE TO BE HEARD.

USE THE CHECKLIST ON THE BACK OF THIS APPLICATION TO ENSURE YOUR SUBMISSION IS COMPLETE.

Application form, photographs, and drawings must be submitted (see attached for deadline) prior to the regular scheduled meeting in order to be placed on the agenda for the next meeting.

1. **PHOTOGRAPHS** - Photographs of your building and neighboring buildings must accompany your application. TOTAL 7

2. **TYPE OF WORK PROPOSED** - Check all that apply. Please bring any samples or manufactures specifications for products you will use in this project.

<input type="checkbox"/> Trim and decorative woodwork	<input type="checkbox"/> Skylights
<input type="checkbox"/> Siding and Masonry	<input type="checkbox"/> Metal work
<input type="checkbox"/> Roofing, gutter and downspout	<input type="checkbox"/> Light fixtures
<input type="checkbox"/> Windows, doors, and associated hardware	<input type="checkbox"/> Signs
<input type="checkbox"/> Storm windows and storm doors	<input type="checkbox"/> Demolition
<input type="checkbox"/> Shutters and associated hardware	<input checked="" type="checkbox"/> Other <u>REPLACE/INSTALL FENCES</u>
<input type="checkbox"/> Paint (Submit color chips - HARB only)	

3. **DRAWINGS OF PROPOSED WORK** - Required drawings must accompany your application. Please submit ONE ORIGINAL AND TEN (10) COPIES OF DRAWINGS, PHOTOGRAPHS, APPLICATION FORM, AND ANY SPECIFICATIONS

Alteration, renovation, restoration (1/4 or 1/8"=1'0" scale drawings required IF walls or openings altered.)
 New addition (1/4" or 1/8"=1'0" scale drawings: elevations, floor plans, site plan)
 New building or structure (1/4" or 1/8"=1'0" scale drawings: elevations, floor plans, site plan)
 Demolition, removal of building features or building (1/4" or 1/8"=1'0" scale drawings: elevation of remaining site and site plan)
 A scale drawing, with an elevation view, is required for all sign submittals

PROPERTY SURVEY ATTACHED (JANUARY 2021)


4. **DESCRIBE PROJECT** - Describe any work checked in #2 and #3 above. Attach additional sheets as needed.

(1) BLUE - REMOVE/REPLACE WITH SIMILAR UNPAINTED WOOD FENCE (PHOTO #1), (2) YELLOW - REMOVE/REPLACE WITH UNPAINTED WOOD FENCE SIMILAR TO EXISTING BUT DIFFERENT. OPEN 4" SLAT FENCE, GOOD SIDE TO 408 OR DOUBLE SIDED 4" SLAT FENCE (408 + 413) OR SHADOW BOX WITH NEGATIVE OFFSET TO FACILITATE AIR FLOW. HEIGHT TO INCREASE FROM STREET TO BACK, (3) ORANGE - ERECT 6' UNPAINTED WOOD FENCE ON PROPERTY LINE SIMILAR TO DECK (PHOTO #7) WITHOUT LATTICE, BUT MAY ELECT LATTICE IF NEIGHOUR DECIDES TO REMOVE THEIR FENCE.

5. **APPLICANT'S SIGNATURE** Wendy Litner David Thom DATE: 19-JUL-2022
OWNER'S SIGNATURE Wendy Litner David Thom DATE: 19-JUL-2022

Fence

View



FENCE BETWEEN
402 N. NEW ST
&
418 N. NEW ST

WOOD
WOOD


PLANT TO BE REMOVED



418 N. NEW ST

ONE SIDE
402 N. NEW ST

PROPOSED



TWO SIDED
15'

REQUIRE
CONTRACT
APPROVAL

418 N. NEW ST
15' - 15' IN GAS



4



2




5





5





7