

APPLICATION FOR CERTIFICATE OF APPROPRIATENESS (COA)

Building address 1007 Prospect Ave

Owner of building Tom & Jama Barker Phone [REDACTED]

Owner's email & mailing address [REDACTED]

Applicant Thomas & Jama Barker Phone: [REDACTED] 18010

Applicant's email & mailing address [REDACTED]  
Street and Number [REDACTED]

**APPLICANT MUST ATTEND MEETING FOR CASE TO BE HEARD.**

**USE THE CHECKLIST ON THE BACK OF THIS APPLICATION TO ENSURE YOUR SUBMISSION IS COMPLETE.**

*Historic & Architectural Review Board* – Application form, photographs, and drawings must be submitted 2 weeks prior to the regular scheduled meeting in order to be placed on the agenda for the next meeting.

*South Bethlehem & Mount Airy Historic Conservation Commission* - Application form, photographs, and drawings must be submitted 2 weeks prior to the regular scheduled meeting in order to be placed on the agenda for the next meeting.

1. **PHOTOGRAPHS** - Photographs of your building and neighboring buildings **must accompany** your application.

2. **TYPE OF WORK PROPOSED** – Check all that apply. Please bring any samples or manufactures specifications for products you will use in this project.
- |   |   |
|---|---|
| <input type="checkbox"/> Trim and decorative woodwork                       | <input type="checkbox"/> Skylights      |
| <input type="checkbox"/> Siding and Masonry                                 | <input type="checkbox"/> Metal work     |
| <input type="checkbox"/> Roofing, gutter and downspout                      | <input type="checkbox"/> Light fixtures |
| <input checked="" type="checkbox"/> Windows, doors, and associated hardware | <input type="checkbox"/> Signs          |
| <input type="checkbox"/> Storm windows and storm doors                      | <input type="checkbox"/> Demolition     |
| <input type="checkbox"/> Shutters and associated hardware                   | <input type="checkbox"/> Other _____    |
| <input type="checkbox"/> Paint (Submit color chips – HARB only)             |   |

3. **DRAWINGS OF PROPOSED WORK** – Required drawings **must accompany** your application. Please submit **ONE ORIGINAL AND TEN (10) COPIES OF DRAWINGS, PHOTOGRAPHS, APPLICATION FORM, AND ANY SPECIFICATIONS**

Alteration, renovation, restoration (1/4 or 1/8"=1'0" scale drawings required IF walls or openings altered.)

New addition (1/4" or 1/8"=1'0" scale drawings: elevations, floor plans, site plan)

New building or structure (1/4" or 1/8"=1'0" scale drawings: elevations, floor plans, site plan)

Demolition, removal of building features or building (1/4" or 1/8"=1'0" scale drawings: elevation of remaining site and site plan)

A scale drawing, with an elevation view, is required for all sign submittals

4. **DESCRIBE PROJECT** – Describe any work checked in #2 and #3 above. Attach additional sheets as needed.

remove original wood, double hung windows and replace with Anderson 400 series Wood right, double hung insert windows

5. **APPLICANT'S SIGNATURE** [Signature] DATE: 10/20/2020

6. **OWNER'S SIGNATURE** [Signature] DATE: 10/20/2020

# WOODWRIGHT® DOUBLE-HUNG INSERT WINDOWS

## FEATURES

### Frame

**A** Fibrex® material exterior protects the frame – beautifully. Best of all, it's low maintenance and never needs painting.

**B** For exceptional long-lasting performance, sill members are constructed with a wood core and a Fibrex material exterior.

**C** Natural wood stops are available in pine, oak, maple and prefinished white. Wood jamb liners add beauty and authenticity to the window interior.

**D** Multiple weatherstrip systems help provide a barrier against wind, rain and dust. The combination of spring tension vinyl, rigid vinyl and flexible bulb weatherstrip is efficient and effective.

**E** Exterior stop covers are specially designed to allow easy application of high-quality sealant.

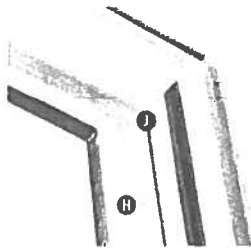
**3 1/4" (83)** "pocket window" jamb depth allows convenient replacement without disturbing interior window trim for most double-hung replacement situations.

**F** For units with white exterior color, exterior jamb liner is white. For all other units, the exterior jamb liner is gray.

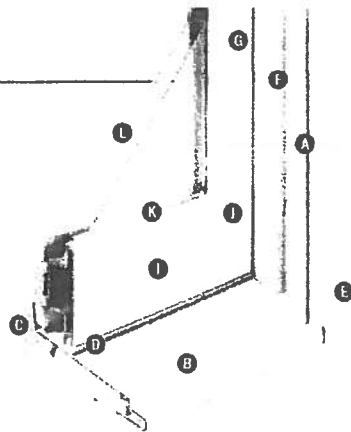
### Sash

**G** Balancers in the sash enable contractors to screw through the jamb during installation without interfering with the window's operation.

### Wood Jamb Liner



**H** Natural wood sash interior with classic chamfer detailing. Available in pine, oak, maple or prefinished white.



**I** Low-maintenance sash exterior provides long-lasting protection and performance. Sash exteriors on most units include Fibrex material.

**J** Sash joints simulate the look of traditional mortise-and-tenon construction inside and out.

### Glass

**K** Silicone bed glazing provides superior weathertightness and durability.

**L** High-Performance glass options include:

- Low-E4® glass
- Low-E4 HeatLock® glass
- Low-E4 Sun glass
- Low-E4 SmartSun™ glass
- Low-E4 SmartSunHeatLock glass

Tempered glass and other glass options are available. Contact your Andersen supplier.

A removable translucent film helps shield the glass from damage during delivery and construction and simplifies finishing at the jobsite.

### Patterned Glass


Patterned glass options are available. See page 12 for more details.

### Hardware




Standard lock and keeper design provides an easy tilt-to-clean feature integrated into the lock.

## EXTERIOR




## INTERIOR



Naturally occurring variations in grain, color and texture of wood make each window one-of-a-kind. All wood interiors are unfinished unless prefinished white is specified.

## HARDWARE FINISHES



Distressed bronze and oil rubbed bronze are "living" finishes that will change with time and use.

## DOUBLE-HUNG HARDWARE

### STANDARD Lock & Keeper



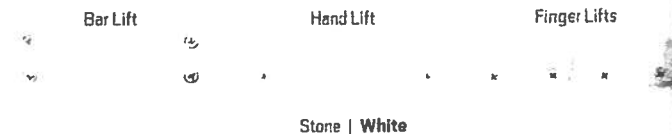
Antique Brass | Black | Bright Brass  
Brushed Chrome | Distressed Bronze  
Distressed Nickel | Gold Dust | Oil Rubbed Bronze  
Polished Chrome | Satin Nickel | Stone | White

## OPTIONAL DOUBLE-HUNG HARDWARE\*\*



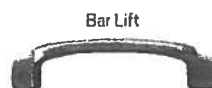
Antique Brass | Black | Bright Brass | Brushed Chrome | Distressed Bronze | Distressed Nickel  
Gold Dust | Oil Rubbed Bronze | Polished Chrome | Satin Nickel | Stone | White

### CLASSIC SERIES™



Stone | White

### CONTEMPORARY



Antique Brass | Black | Bright Brass  
Brushed Chrome | Distressed Bronze  
Distressed Nickel | Gold Dust  
Oil Rubbed Bronze | Polished Chrome  
Satin Nickel | Stone | White

### ESTATE™



Antique Brass | Bright Brass  
Brushed Chrome | Distressed Bronze  
Distressed Nickel | Oil Rubbed Bronze  
Polished Chrome | Satin Nickel

Bold name denotes finish shown

\* Visit [andersenwindows.com/warranty](http://andersenwindows.com/warranty) for details.

\*\* Hardware sold separately.

Dimensions in parentheses are in millimeters.


Printing limitations prevent exact replication of colors and finishes. See your Andersen supplier for actual color and finish samples.



1007 Prospect Ave







**BLACK  
LIVES  
MATTER**

