

APPLICATION FOR CERTIFICATE OF APPROPRIATENESS (COA)

Building address 246 E. Broad St.
Owner of building Campbell Real Estate
Owner's email & mailing address
Applicant Bruce Campbell
Applicant's email & mailing address 231 E. Broad St. Bethlehem Pa. 18018

APPLICANT MUST ATTEND MEETING FOR CASE TO BE HEARD.
USE THE CHECKLIST ON THE BACK OF THIS APPLICATION TO ENSURE YOUR SUBMISSION IS COMPLETE.

Historic & Architectural Review Board - Application form, photographs, and drawings must be submitted 2 weeks prior to the regular scheduled meeting in order to be placed on the agenda for the next meeting.

South Bethlehem & Mount Airy Historic Conservation Commission - Application form, photographs, and drawings must be submitted 2 weeks prior to the regular scheduled meeting in order to be placed on the agenda for the next meeting.

1. PHOTOGRAPHS - Photographs of your building and neighboring buildings must accompany your application.

2. TYPE OF WORK PROPOSED - Check all that apply. Please bring any samples or manufactures specifications for products you will use in this project.

- Trim and decorative woodwork
Siding and Masonry
Roofing, gutter and downspout
Windows, doors, and associated hardware
Storm windows and storm doors
Shutters and associated hardware
Paint (Submit color chips - HARB only)
Skylights
Metal work
Light fixtures
Signs
Demolition
Other


3. DRAWINGS OF PROPOSED WORK - Required drawings must accompany your application. Please submit ONE ORIGINAL AND TEN (10) COPIES OF DRAWINGS, PHOTOGRAPHS, APPLICATION FORM, AND ANY SPECIFICATIONS

- Alteration, renovation, restoration (1/4 or 1/8"=1'0" scale drawings required IF walls or openings altered.)
New addition (1/4" or 1/8"=1'0" scale drawings: elevations, floor plans, site plan)
New building or structure (1/4" or 1/8"=1'0" scale drawings: elevations, floor plans, site plan)
Demolition, removal of building features or building (1/4" or 1/8"=1'0" scale drawings: elevation of remaining site and site plan)
A scale drawing, with an elevation view, is required for all sign submittals

4. DESCRIBE PROJECT - Describe any work checked in #2 and #3 above. Attach additional sheets as needed.

Paint brick & trim
new Roof, Front main roof to match Rear Roof & Front porch roof (Timberline Weathered Wood Architectural Shingle)

5. APPLICANT'S SIGNATURE [Signature] DATE: 2-16-21



Campbell Real Estate INVESTMENTS

231 E Broad St.
Bethlehem, Pa. 18018
(610) 419-6000 office
(610) 419-6010 fax

Paint colors and roof shingles

234 E Wall St

Brick and dormer..Weathered Moss
Trim.... Swiss Coffee
Shutters....Deep Breath
Roof... Black Timberline architectural

236 E. Wall St

Brick and dormer...Livingston
Trim....Swiss Coffee
Roof....Black Timberline architectural

246 E Wall St

Brick and dormer....Livingston
Trim....Swiss Coffee
Door...Red Potato
Roof...Weathered Wood Timberline architectural



You're shopping
Bethlehem ▾

Delivering to
18020 ▾

Search





Cart | 0 items

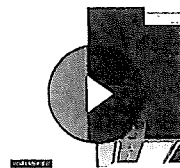


Home / Building Materials / Roofing & Gutters / Roofing / Roof Shingles


Internet #202052357 Model #0670900 Store SKU #510890



Shiki chiki for down valley protection



How to install Timberline HD shingles



Feedback

Timberline HD Weathered Wood Lifetime Architectural Shingles (33.3 sq. ft. per Bundle)



by **GAF** > **Shop the Collection** >

☆☆☆☆☆ (4950) ▾ [Write A Review](#) [Questions & Answers \(139\)](#)