

City of Bethlehem, Pennsylvania
APPLICATION FOR CERTIFICATE OF APPROPRIATENESS (COA)

Building address 303 E 4th Street
Owner of building Deny Zea-Silva Phone _____
Owner's email & mailing address _____
Applicant _____ Phone: _____
Applicant's email & mailing address 409 E 4th Street, Bethlehem PA 18015
Street and Number City State Zip Code

APPLICANT MUST ATTEND MEETING FOR CASE TO BE HEARD.
USE THE CHECKLIST ON THE BACK OF THIS APPLICATION TO ENSURE YOUR SUBMISSION IS COMPLETE.

*Application form, photographs, and drawings must be submitted **2 weeks prior** to the regular scheduled meeting in order to be placed on the agenda for the next meeting.*

1. PHOTOGRAPHS - Photographs of your building and neighboring buildings **must accompany** your application.

2. TYPE OF WORK PROPOSED - Check all that apply. Please bring any samples or manufactures specifications for products you will use in this project.

- | | |
|---|--|
| <input type="checkbox"/> Trim and decorative woodwork | <input type="checkbox"/> Skylights |
| <input checked="" type="checkbox"/> Siding and Masonry | <input type="checkbox"/> Metal work |
| <input type="checkbox"/> Roofing, gutter and downspout | <input checked="" type="checkbox"/> Light fixtures |
| <input checked="" type="checkbox"/> Windows, doors, and associated hardware | <input type="checkbox"/> Signs |
| <input type="checkbox"/> Storm windows and storm doors | <input type="checkbox"/> Demolition |
| <input checked="" type="checkbox"/> Shutters and associated hardware | <input type="checkbox"/> Other _____ |
| <input type="checkbox"/> Paint (Submit color chips - HARB only) | |

3. DRAWINGS OF PROPOSED WORK - Required drawings **must accompany** your application. Please submit **ONE ORIGINAL AND TEN (10) COPIES OF DRAWINGS, PHOTOGRAPHS, APPLICATION FORM, AND ANY SPECIFICATIONS**

- Alteration, renovation, restoration (1/4 or 1/8"=1'0" scale drawings required IF walls or openings altered.)
- New addition (1/4" or 1/8"=1'0" scale drawings: elevations, floor plans, site plan)
- New building or structure (1/4" or 1/8"=1'0" scale drawings: elevations, floor plans, site plan)
- Demolition, removal of building features or building (1/4" or 1/8"=1'0" scale drawings: elevation of remaining site and site plan)
- A scale drawing, with an elevation view, is required for all sign submittals


4. DESCRIBE PROJECT - Describe any work checked in #2 and #3 above. Attach additional sheets as needed.

see attached.

SEE REVERSE SIDE FOR SIGN DESCRIPTION

5. APPLICANT'S SIGNATURE  DATE: 8/2/2021

OWNER'S SIGNATURE _____ DATE: _____




PROPOSED SCOPE OF IMPROVEMENTS

Address: 303 E 4th Street, Bethlehem PA 18015

Owner: Deny Zea-Silva

- **Location: Front of building.** Prep, prime, and paint all existing woodwork, gutters, and storm door. Any woodwork to be repaired with epoxy wood fillers as needed.
- **Location: Front of building.** Remove existing siding. Assuming clapboard exists underneath siding, repair any existing clapboard with epoxy wood fillers as needed. Replace any sections of clapboard beyond repair with commercially available new “stock” material that matches appearance and profile of existing as closely as possible. Prep, prime, and paint.
- **Location: Front and side of building.** Remove and dispose of existing windows. Replace with aluminum-clad wood windows. “Lansing – Harvey Majesty” or similar. One over one grid pattern. Color to be tan or bronze. *Cut sheet provided.*
- **Location: Front porch.** Remove existing siding. Replace with new clapboard to match appearance and profile of siding at 301 E 4th Street as closely as possible.
- **Location: Front porch.** Porch column is missing on right side. Install new column to match appearance and profile of columns at 303 E 4th Street as closely as possible.
- **Location: Front porch.** Install surface-mount porch light in black as manufactured by “Secure Home” or as equal. *Cut sheet provided.*
- **Location: Front porch roof.** Remove aluminum soffit on upper roof. Replace with wood eaves to match existing in area if nonexistent. If eaves exist, repair any existing wood with epoxy wood fillers as needed. Prep, prime, and paint as needed.



PROPOSED SCOPE OF IMPROVEMENTS (cont.)

Address: 303 E 4th Street, Bethlehem PA 18015

Owner: Deny Zea-Silva

- **Location: Front door.** Review condition of door. Complete any needed repairs to ensure good condition, including wood repair, prep, priming, and painting. If wood repair is needed, epoxy wood fillers will be used. Weather seal door.
 - **ALTERNATE:** If condition of existing door is beyond repair, replace with half lite traditional style door. “Masonite” or similar. New door to be prepped, primed, and finished. New door to receive lockset and deadbolt in satin nickel finish. “Schlage – Camelot” or similar. *Cut sheet provided.*

- **Location: Transom above front door.** Install gold leaf address numbers.

MAJESTY Double Hung



Superb architectural details include a refined 45° glazing bead, overlapping grids, and elegant recessed hardware to provide a traditional and sleek look. The top and bottom sash have weatherstripping around them that prevents air infiltration and both tilt in for easy cleaning.

RECESSED SASH LOCK



LIFT OPTIONS



Routed Bottom Sash



Hook and Loop

Features

Solid pine interior with aluminum clad exterior

Recessed hardware provides unobstructed views and elegant, streamlined appearance

Jamb liner is standard in Almond; also available in White



Bethlehem Lowe's Open until 10 PM >



Prices, Promotions, styles, and availability may vary. Our local stores do not honor online pricing. Prices and availability of products and services are subject to change without notice. Errors will be corrected where discovered, and Lowe's reserves the right to revoke any stated offer and to correct any errors, inaccuracies or omissions including after an order has been submitted.

Lighting & Ceiling Fans / Outdoor Lighting / Outdoor Flush Mount Lights

SIMILAR ITEMS



\$49.98

★★★★★ 203

Secure Home 11.9-in W White Outdoor Flush Mount Light

Add to Cart



\$39.98

★★★★★ 73

Portfolio 11.25-in W Black Outdoor Flush Mount Light ENERGY STAR

Add to Cart



\$44.98

★★★★★ 83

Portfolio Litshire 9.05-in W Oil Rubbed Bronze Outdoor Flush Mount Light

Add to Cart



\$29.98

★★★★★ 143

Portfolio 10.37-in W Black Outdoor Flush Mount Light

Add to Cart



\$22.98

★★★★★ 141

Portfolio 7.68-in W Matte Black Outdoor Flush Mount Light

Add to Cart



\$84.98

★★★★★

Kichler Mon W Weather Flush Mount

Add



\$49.98

★★★★★ 26

View Q&A

\$47.48

Save 5% on eligible purchases made with your Lowe's Advantage Card.

Learn how

Secure Home 11.9-in W Black Outdoor Flush Mount Light

Item #22246 Model #SH-4300-BK4-C

Secure Home 360° motion activated ceiling light. DualBrite 3-level lighting provides low level decorative lighting and high level lighting when motion is detected. Automatically operates at night.

Get it Installed View available plans & Services

1 Qty

Add to Cart



Free Store Pickup 3 Available at Bethlehem Lowe's Askle 11 | Bay 10

Free Delivery



Secure Home 11.9-in W Black Outdoor Flush Mount Light

\$49.98

Add to Cart

Overview

Specifications

Reviews

Questions & Answers

Protection Plans

Product Features




Easton Lowe's Open until 10 PM >



Prices, Promotions, styles, and availability may vary. Our local stores do not honor online pricing. Prices and availability of products and services are subject to change without notice. Errors will be corrected where discovered, and Lowe's reserves the right to revoke any stated offer and to correct any errors, inaccuracies or omissions including after an order has been submitted.

Windows & Doors / Exterior Doors / Front Doors

SIMILAR ITEMS



\$239.00

★★★★★ 1

ReliaBilt 32-in x 80-in Wood Half Lite Universal Reversible Fir Unfinished...

Add to Cart



\$369.00

★★★★★ 176

Therma-Tru Benchmark Doors 36-in x 80-in Fiberglass Craftsman Lef...

Add to Cart



\$279.00

★★★★★ 287

Therma-Tru Benchmark Doors 32-in x 80-in Fiberglass Half Lite Left...

Add to Cart



\$279.00

★★★★★ 287

Therma-Tru Benchmark Doors 32-in x 80-in Fiberglass Half Lite Right...

Add to Cart



\$279.00

★★★★★ 13

Therma-Tru Benchmark Doors 32-in x 80-in Fiberglass Half Lite Right...

Add to Cart





\$319.00

★★★★★

Therma-Tru Doors Emer in Fiberglass

Add



\$239.00

★★★★★ 30

View Q&A

\$227.05

Save 5% on eligible purchases made with your Lowe's Advantage Card.

Learn how

Masonite 32-in x 80-in Wood Half Lite Universal Reversible Fir Unfinished Slab

Item #738793 Model #735793

Fir wood door with engineered stiles and rails to help prevent warping. Clear glass design allows the maximum amount of daylight into your home. Door slab is natural and ready to stain.

Common Size (W x H)

32-In X 80-In

1 Qty

Add to Cart

Free Store Pickup 6 Available at Easton Lowe's

Delivery Available



Masonite 32-in x 80-in Wood Half Lite Universal Reversible Fir Unfinished Slab

\$239.00

Add to Cart

Overview

Specifications

Reviews

Questions & Answers

Product Features

Easton Lowe's Open until 10 PM >



Prices, Promotions, styles, and availability may vary. Our local stores do not honor online pricing. Prices and availability of products and services are subject to change without notice. Errors will be corrected where discovered, and Lowe's reserves the right to revoke any stated offer and to correct any errors, inaccuracies or omissions including after an order has been submitted.

Hardware / Door Hardware / Handlesets



\$129.00

★★★★★ 106

View Q&A

\$122.55

Save 5% on eligible purchases made with your Lowe's Advantage Card.

Learn how

Schlage Camelot Satin Nickel Single-Cylinder Deadbolt Keyed Entry Door Handleset

Item #195551 Model #F50 V CAM 619 GEO

The handleset features a high security deadbolt, keyed on one side and a decorative lever grip.

ANSI/BHMA Grade 1 Security Deadbolt - Meets the highest industry standards. Features a patented adjustable through bolt that moves up and down 1-1/2 in. to fit a variety of pre-existing door holes, eliminating need for patching and re-drilling.

Manufacturer Color/Finish: Satin nickel



1 +

Add to Cart



Free Store Pickup

Ready for pickup. Estimated 3 - 7 day. Easton Lowe's v

Asst 4 | Buy 1



Free Delivery

Available

BETTER TOGETHER



Schlage Camelot Satin Nickel Single-Cylinder Deadbolt Keyed Entry Door Handleset

\$129.00

Add to Cart

Overview Specifications Reviews Questions & Answers Compare Product Features

Single-Cylinder Deadbolt Keyed Entry Satin Nickel Single-Cylinder Deadbolt Storm Door Matching Handleset Nickel Single-Cylinder Deadbolt 1-




303 E 4TH STREET - FRONT VIEW



← ONE WAY

STREETSCAPE TO LEFT
LITZONBERGER HOUSE - SIDE ELEVATION
225 E 4TH STREET



STREETSCAPE Across Street → Taylor St. Looking Southbound From E 4th St

