














## Approved Street Tree Descriptions




### Group 1 Trees




Tree Species	Description	Photo
Acer buergerianum- Trident Maple	<p>Maximum tree height: 25 feet</p> <p>Growth rate: about 36in/year</p> <p>Fall color and has hanging seeds in the winter</p>	
Acer griseum- Paperbark Maple	<p>Maximum tree height: 25 feet</p> <p>Growth rate: about 12-24in/year</p> <p>Fall color and brown samara seeds in the summer</p>	
Acer tataricum- Tatarian Maple	<p>Maximum tree height: 25 feet</p> <p>Growth rate: about 12-25in/year</p> <p>Fall color and red samara seeds in the summer</p>	





<p>Amelanchier laevis- Allegheny Serviceberry</p>	<p>Maximum tree height: 35 feet Growth rate: about 24in/year</p> <p>Fall color and white flowers in spring</p>	
<p>Amelanchier x grandiflora- Apple Serviceberry</p>	<p>Maximum tree height: 25 feet Growth rate: about 12-24 in/year</p> <p>Fall color and red pome fruit in fall and summer</p>	
<p>Cercis Canadensis- Eastern Redbud</p>	<p>Maximum tree height: 35 feet Growth rate: about 36in/year</p> <p>Fall color and pink flowers in the spring</p>	
<p>Cornus kousa 'Chinensis'- Chinese Dogwood</p>	<p>Maximum tree height: 25 feet Growth rate: about 24in/year</p> <p>Fall color and white flowers in summer</p>	

<p>Cornus (kousa x nuttallii) x kousa 'Venus'- Venus Dogwood</p>	<p>Maximum tree height: 30 feet</p> <p>White flowers in summer</p>	
<p>Cotinus obovatus- American Smoke tree</p>	<p>Maximum tree height: 25 feet</p> <p>Growth rate: about 12- 24in/year</p> <p>Fall color and pink or white flowers in spring</p>	
<p>Crataegus crus-galli var. inermis 'Crusader'- Thornless Cockspur</p>	<p>Maximum tree height: 30 feet</p> <p>Growth rate: about 24in/year</p> <p>Fall color and white flowers in the spring</p>	




<p><i>Crataegus viridis</i> 'Winter King'- Winter King Green Hawthorn</p>	<p>Maximum tree height: 40 feet Growth rate: about 12- 36in/year</p> <p>White flowers in spring and red berries in fall</p>	
<p><i>Maackia amurensis</i>- Amur Maackia</p>	<p>Maximum tree height: 35 feet Growth rate: about 12- 24in/year</p> <p>Fall color with brown legume and white flowers in summer</p>	
<p><i>Magnolia 'Galaxy'</i>- Galaxy Magnolia</p>	<p>Maximum tree height: 35 feet Growth rate: about 24in/year</p> <p>Fall color and purple flowers in spring or summer</p>	
<p><i>Magnolia x loebneri</i> 'Merrill'- Merrill Magnolia</p>	<p>Maximum tree height: 50 feet Growth rate: about 24in/year</p> <p>Fall color and white flowers in spring</p>	




Malus- Crabapple	<p>Maximum tree height: 25 feet</p> <p>Growth rate: about 12-36in/year</p> <p>Fall color and white/pink flowers in spring with red fruit in summer</p>	
Parrotia persica- Persian Parrotia	<p>Maximum tree height: 35 feet</p> <p>Growth rate: about 12-24in/year</p> <p>Fall color and red flowers in spring</p>	
Prunus 'Accolade'- Accolade Flowering Cherry	<p>Maximum tree height: 25 feet</p> <p>Growth rate: about 24-36in/year</p> <p>Fall color and pink flowers in winter or spring</p>	




<p>Prunus cerasifera 'Thundercloud'- Thundercloud Flowering Plum</p>	<p>Maximum tree height: 20 feet Growth rate: about 24in/year</p> <p>Fall color and pink or white flowers in the spring</p>	
<p>Prunus serrulata 'Amanogawa'- Amanogawa Oriental Cherry</p>	<p>Maximum tree height: 25 feet</p> <p>White/Pink flowers in the spring or summer</p>	
<p>Prunus x hillieri 'Spire'- Spire Cherry</p>	<p>Maximum tree height: 30 feet</p> <p>Pink flowers in the spring or summer</p>	





<p>Prunus x incam 'Okame'- Okame Cherry</p>	<p>Maximum tree height: 25 feet Growth rate: about 12- 36in/year</p> <p>Fall color and pink flowers in the spring</p>	
<p>Styrax obassia- Fragrant Snowbell</p>	<p>Maximum tree height: 30 feet Growth rate: about 24in/year</p> <p>White flowers in summer</p>	
<p>Syringa reticulata- Japanese Tree Lilac</p>	<p>Maximum tree height: 30 feet Growth rate: about 24in/year</p> <p>Fall color and white flowers in spring or summer</p>	
<p>Syringa reticulata 'Ivory Silk'- Ivory Silk Lilac</p>	<p>Maximum tree height: 30 feet Growth rate: about 12- 36in/year</p> <p>Cream flowers in summer</p>	





## Group 2 Trees




Tree Species	Description	Photo
<p>Acer campestre- Hedge Maple</p>	<p>Maximum tree height: 35 feet Growth Rate: about 12in/year</p> <p>Fall color</p>	
<p>Acer truncatum x platanoides- Shantung Hybrid Maple</p>	<p>Maximum tree height: 30 feet Growth rate: about 24-36in/year</p> <p>Fall color</p>	
<p>Aesculus x carnea 'Briotii'- Ruby Red Horsechestnut</p>	<p>Maximum tree height: 50 feet Growth rate: about 24in/year</p> <p>Red or rose colored flowers in spring. Has brown capsule pods in fall or summer</p>	

<p>Carpinus betulus- European Hornbeam</p>	<p>Maximum tree height: 40 feet Growth rate: about 12- 24in/year</p> <p>Fall color</p>	
<p>Carpinus caroliniana- American Hornbeam</p>	<p>Maximum tree height: 35 feet Growth rate: about 12in/year</p> <p>Fall color</p>	
<p>Cladrastis kentukea- Yellowwood</p>	<p>Maximum tree height: 50 feet Growth rate: about 12- 24in/year</p> <p>Fall color and white flowers in spring or summer with pods</p>	




<p><i>Cornus controversa</i> 'June Snow'- Giant Dogwood</p>	<p>Maximum tree height: 60 feet Growth rate: about 36in/year</p> <p>Fall color and black fruit with white flowers in spring</p>	
<p><i>Davidia involucrate</i>- Dove Tree</p>	<p>Maximum tree height: 65 feet Growth rate: about 24in/year</p> <p>Fall color and brown berries in fall</p>	
<p><i>Evodia danielii</i>- Korean Evodia</p>	<p>Maximum tree height: 30 feet Growth rate: about 12-24in/year</p> <p>Fall color and white flowers in summer</p>	




<p>'Gleditsia triacanthos 'Impcole'- Imperial Honeylocust</p>	<p>Maximum tree height: 35 feet Growth rate: about 24in/year</p> <p>Fall color and brown legume fruit in fall or summer</p>	
<p>Halesia tetraptera- Carolina Silverbell</p>	<p>Maximum tree height: 60 feet Growth rate: about 24in/year</p> <p>Fall color and white flowers in spring</p>	
<p>Hovenia dulcis- Japanese Raisin Tree</p>	<p>Maximum tree height: 40 feet Growth rate: about 24in/year</p> <p>Fall color and brown drupe fruit</p>	
<p>Koelreuteria paniculata- Goldenrain Tree</p>	<p>Maximum tree height: 35 feet Growth rate: about 12- 24in/year</p> <p>Fall color, yellow flowers in summer and brown capsule fruit in the fall</p>	




<p><i>Ostrya virginiana</i>- American Hophornbeam</p>	<p>Maximum tree height: 35 feet Growth rate: about 24in/year</p> <p>Fall color and brown nut fruit</p>	
<p><i>Phellodendron amurense</i> 'Macho'- Macho Amur Corktree</p>	<p>Maximum tree height: 45 feet Growth rate: about 12- 36in/year</p> <p>Fall color and white flowers in spring</p>	
<p><i>Prunus sargentii</i> 'Columnaris'- Columnar Sargent Cherry</p>	<p>Maximum tree height: 35 feet Growth rate: about 12- 36in/year</p> <p>Fall color and pink flowers in spring. Red/green berries</p>	
<p><i>Prunus x yedoensis</i>- Yoshino Cherry</p>	<p>Maximum tree height: 45 feet Growth rate: about 36in/year</p> <p>Fall color and pink or white flowers in summer</p>	




<p><i>Pyrus calleryana</i>- Callery Pear</p>	<p>Maximum tree height: 50 feet Growth rate: about 24in/year</p> <p>Fall color and white flowers in spring. Berries in summer</p>	
<p><i>Sorbus alnifolia</i>- Korean Mountainash</p>	<p>Maximum tree height: 50 feet Growth rate: about 24in/year</p> <p>Fall color and white flowers in spring. Red or yellow berries in summer</p>	
<p><i>Quercus acutissima</i>- Sawtooth Oak</p>	<p>Maximum tree height: 65 feet Growth rate: about 24-36in/year</p> <p>Fall color and brown or green acorns in fall or winter</p>	





### Group 3 Trees




Tree Species	Description	Photo
<p>Acer rubrum 'October Glory' , 'Red Sunset'- Red Maple</p>	<p>Maximum tree height: 65 feet Growth rate: about 36in/year</p> <p>Fall color and red seeds in spring</p>	
<p>Acer saccharum- Sugar Maple</p>	<p>Maximum tree height: 80 feet Growth rate: about 24- 36in/year</p> <p>Fall color and brown seeds</p>	
<p>Acer x freemanii- Freeman Maple</p>	<p>Maximum tree height: 70 feet</p> <p>Fall color</p>	




<p><i>Aesculus hippocastanum</i>  ‘Baumannii’- Baumann  Horsechestnut</p>	<p>Maximum tree height:  80 feet  Growth rate: about 12-  24in/year</p> <p>Fall color and white  flowers in spring</p>	
<p><i>Celtis laevigata</i> x  <i>occidentalis</i> ‘Magnifica’-  Magnifica Hackberry</p>	<p>Maximum tree height:  60 feet</p>	
<p><i>Celtis occidentalis</i> ‘Prairie  Pride’- Prairie Pride  Hackberry</p>	<p>Maximum tree height:  55 feet  Growth rate: about 24-  127in/year</p> <p>Fall color</p>	


<p>Cercidiphyllum japonicum- Katsura Tree</p>	<p>Maximum tree height: 40 feet Growth rate: about 12in/year  Fall color</p>	
<p>Corylus colurna- Turkish Filbert</p>	<p>Maximum tree height: 50 feet  Fall color</p>	
<p>Eucommia ulmoides- Hardy Rubber Tree</p>	<p>Maximum tree height: 60 feet Growth rate: about 24in/year  Fall color</p>	

<p>Ginkgo biloba 'PNI 2720'- Princeton Sentry Ginkgo</p>	<p>Maximum tree height: 65 feet Growth rate: about 24- 127in/year</p> <p>Fall color</p>	
<p>Gymnocladus dioicus 'Espresso'- Espresso Kentucky Coffeetree</p>	<p>Maximum tree height: 100 feet Growth rate: about 24- 36in/year</p> <p>Fall color and seed pods in spring</p>	
<p>Liquidambar styraciflua 'Rotundiloba'- Roundleaf Sweetgum</p>	<p>Maximum tree height: 60 feet Growth rate: about 12- 36in/year</p> <p>Fall color</p>	

<p>Metasequoia glyptostroboides- Dawn Redwood</p>	<p>Maximum tree height: 90 feet Growth rate: about 36- 127in/year</p> <p>Fall color and brown cones in summer</p>	
<p>Platanus x acerifolia 'Bloodgood'- Bloodgood London Planetree</p>	<p>Maximum tree height: 85 feet Growth rate: about 36in/year</p> <p>Fall color</p>	
<p>Quercus bicolor- Swamp White Oak</p>	<p>Maximum tree height: 70 feet Growth rate: about 12in/year</p> <p>Fall color and acorns in fall or winter</p>	
<p>Quercus coccinea- Scarlet Oak</p>	<p>Maximum tree height: 70 feet Growth rate: about 24- 36in/year</p> <p>Fall color and acorns in fall or winter</p>	

<p>Quercus imbricaria- Shingle Oak</p>	<p>Maximum tree height: 50 feet Growth rate: about 12in/year</p> <p>Fall color and acorns in fall</p>	
<p>Quercus macrocarpa- Bur Oak</p>	<p>Maximum tree height: 80 feet Growth rate: about 24- 36in/year</p> <p>Fall color and acorns in fall</p>	
<p>Quercus phellos- Willow Oak</p>	<p>Maximum tree height: 90 feet Growth rate: about 24- 36in/year</p> <p>Fall color and acorns in fall or winter</p>	

<p><i>Tilia cordata</i> 'Greenspire', 'Glenleven' – Littleleaf Linden</p>	<p>Maximum tree height: 50 feet Growth rate: about 12- 24in/year  Fall color</p>	
<p><i>Ulmus parvifolia</i> 'Dynasty', 'Ohio' – Lacebark Elm</p>	<p>Maximum tree height: 50 feet Growth rate: about 12- 36in/year  Fall Color</p>	
<p><i>Zelkova serrata</i> 'Green Vase' –Japanese Zelkova</p>	<p>Maximum tree height: 65 feet Growth rate: about 24- 127in/year  Fall color</p>	

<p>Quercus rubra- Red Oak</p>	<p>Maximum tree height: 80 feet Growth rate: about 24- 36in/year  Fall color and acorns in fall</p>	
-------------------------------	---	--